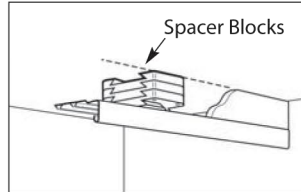
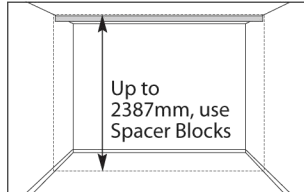
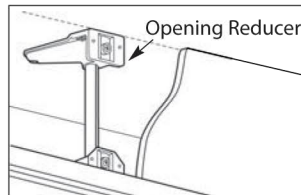
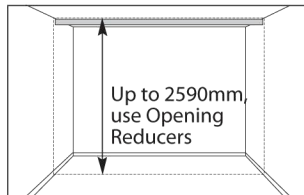


HOW TO CREATE YOUR OPENING.

IF YOUR OPENING HEIGHT IS GREATER THAN 2260mm USE:

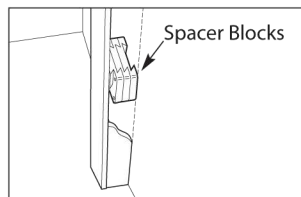
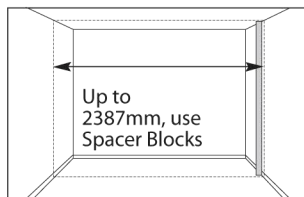


Spacer Blocks will build outwards up to 127mm.

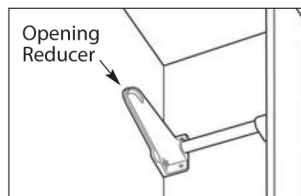
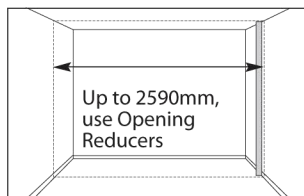


Opening Reducers will build gaps over 127mm and will fit a gap up to 330mm.

IF YOUR OPENING WIDTH IS GREATER THAN ONE OF THE STANDARD SIZES USE:

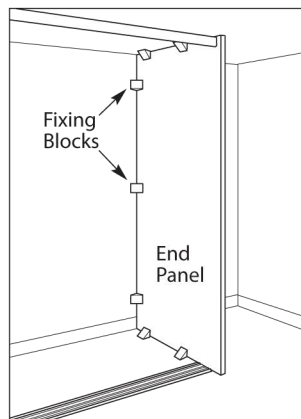
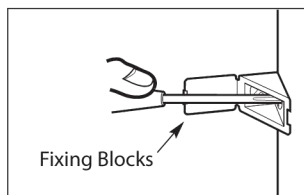
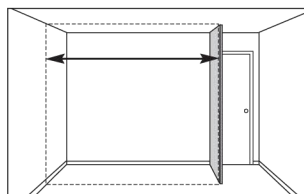


Spacer Blocks will build outwards up to 127mm.



Opening Reducers will build gaps over 127mm and will fit a gap up to 330mm.

IF YOUR OPENING WIDTH NEEDS TO ALLOW FOR A DOOR:



End Panels which can be sourced from most DIY stores. Scribe to fit against the desired wall and attach using Fixing Blocks.