











COMPONENTS

A	CORNER BRACKET	x4	
B	'T' BRACKET	x2	
C	BLANKING CAP	x6	
I	MULTI-SURFACE ANCHOR	x3	
J	GROUND PEG	x6	

POST SECTIONS

D	TOP POST SECTION	x2	
E	CROSSBAR SECTION	x1	
F	BACKBAR SECTION	x1	
G	SIDEBAR SECTION	x2	
H	UPRIGHT SECTION	x2	

WORLDWIDE © COPYRIGHT 2001 ITSA GOAL, ALL RIGHTS RESERVED A REGISTERED DESIGN
WE RESERVE THE RIGHTS TO AMEND THE SPECIFICATIONS OF OUR PRODUCTS IN THE INTEREST OF CONTINUED DEVELOPMENT. YOUR PRODUCT THEREFORE MAY DIFFER LIGHTLY TO THOSE ILLUSTRATED. E&OE

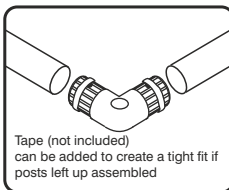
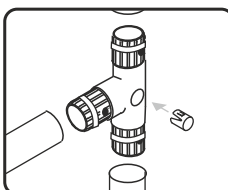
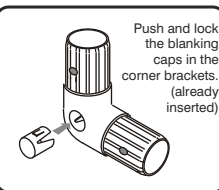
ANCHOR YOUR GOAL POSTS

During a game the posts must have the ground anchors inserted as shown below, in order to fully hold the goal post ground sections together. NOTE : All plastic extrusions vary and therefore some tubes may be looser or tighter to connector fittings. If you want to increase the diameter of the fitting just wrap masking tape around the part that fits into the tube, twist as you insert the fitting and it will grab the tube tight ...you can make tighter fits by adding more tape.

RUGBY POSTS LEFT ASSEMBLED

On this Budget Rugby post the corners where the posts join can be made to be a tight fit by wrapping masking tape (not included) around the connectors that push into the posts. The more you apply the tighter the fit. Wrap around the twist the corner fitting onto the corner bracket. We recommend this if you are moving the goal around and do not take the goal down after each game.

ANCHOR POSITIONS

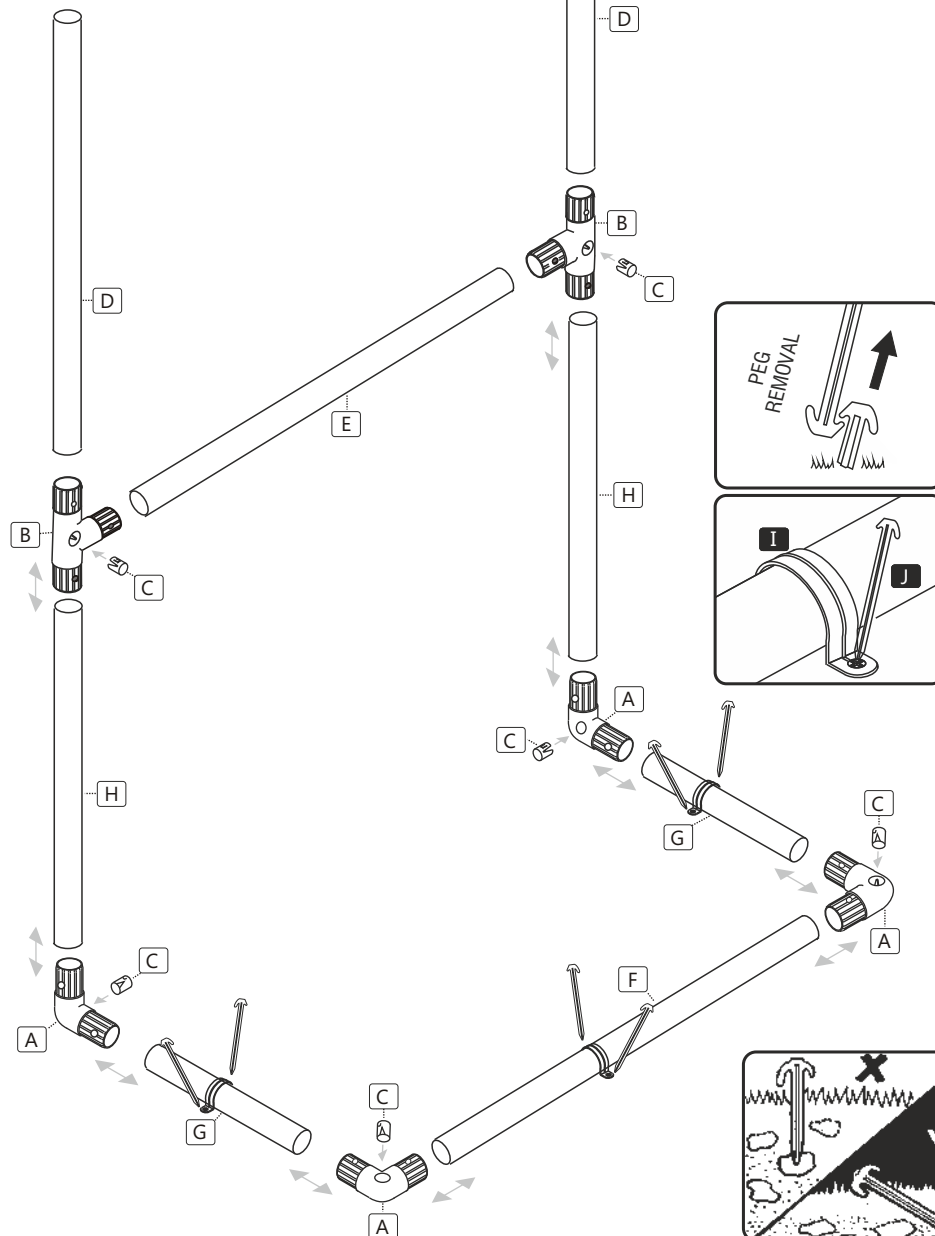


STARTER RUGBY POST (WITH BASE)

2.18m high x 1.25m wide

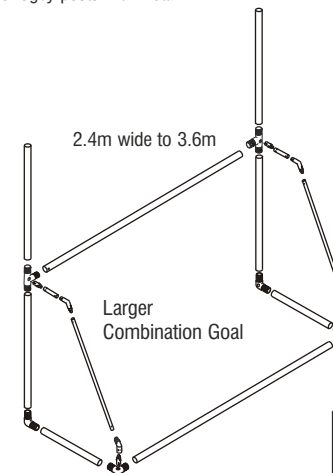
DO NOT USE IN WINDY CONDITIONS

NOTE: Goal must be disassembled in windy conditions otherwise breakages may occur.



SPARE PARTS & EXTENSIONS AVAILABLE TEL 0114 2424244

Rugby post extension kits to increase the top posts, or create combination goals and larger youth size rugby posts with metal front anchor spikes are also available.



SPARE PARTS & EXTENSIONS

