

www.henrypumps.co.uk

T: 0333 050 3748

50Hz



Some things make a lasting impression

INTRODUCING THE NEW FLYGT BIBO

YOUR TASK. OUR FORCE.

FLYGT
a xylem brand



A NEW LEGEND IS BORN

For decades whenever a dewatering challenge seemed too tough or too harsh, the answer has been simple, Flygt BIBO. So how do you improve upon a legend? Easy, we created a new one. Introducing the new Flygt BIBO.

Let's admit something right away. We live and breathe pumps. We could spend a lifetime talking about NPSH and duty points, performance curves and friction losses. However to you our pumps are simply the things that move the water out of your way. That's how we like it.

You want to be able to switch on our pumps and forget about them. That's why we have dry running in the basic design, reduced the number of parts to make maintenance and inspection far easier as well as increasing uptime with wear-resistant hydraulics that mean these pumps can take a beating and still keep running.

Over the years Flygt BIBO has meant reliability. Now a new legend rooted in tradition brings dependable dewatering to future generations. Flygt BIBO, still a choice you never regret.

Innovation to battle downtime

We'd love to tell you what we've developed to make the Flygt BIBO a pump that just keeps going and going. Things like wear resistant hydraulics, Dura-Spin™, Spin-Out™ and Hard-Iron™ impeller. However we're afraid we might put you to sleep. On second thoughts maybe we should, because with the new levels of pump uptime your sleep won't be interrupted by having to fix pump problems.

Reducing costs

What are your service personnel going to do with all the freed-up time they're going to have? With the fast impeller adjustment and easy access inspection, the time needed to service your pump has dropped to a minimum. With the ability to run dry your staff will spend less time babysitting your pumps and more time doing what they came to do.

APPLICATIONS

With more than 60 years' experience supplying dewatering pumps to some of the most demanding sites around the world, Xylem has designed the new Flygt BIBO series to stand up to the toughest conditions.

Mining & Quarrying



A reliable and robust dewatering system is critical on any mining site. Despite the difficult and demanding nature of these environments, Flygt BIBO easily handles any dewatering challenge in open-pit or underground mines and quarries.

Construction & Tunneling



The ideal choice for tough construction site dewatering tasks, whether it is active or reactive dewatering of ground water. With the new adjustable handle these pumps can be simply and safely moved to another part of the site once they have completed a task.

XYLEM RENTAL

Sometimes renting is the best choice; especially for short-term projects. Xylem Rental gives you access to a broad range of well-maintained world-class products and expertise when you need it, wherever you are. With a service network spanning 150 countries, Xylem is there to help with the muscle, craft, flexibility and responsiveness to keep your business moving and your water pumping.

Where innovation meets tradition

It still has the iconic look; a shape that means stability and robustness. We took our proven hydraulic design and merged it with features that once set the standard in dewatering pumping.

Just let it run

You don't want to spend your time babysitting pumps. You just want to switch it on and let it pump. That's why the pump have dry running capabilities.

- A Air valve**
The cooler the motor, the better the performance. The air valve opens when the pump is running dry.
- B Class H motor**
Highly efficient to reduce generated heat.
- C Aluminum stator housing & generous oil volume**
Improves heat transfer from the motor.

Tougher than the rest

The Flygt BIBO design protects the hydraulic and seal parts like never before. The Flygt BIBO series has robustness built-in to keep your operations moving in even the harshest environments.

- D Dura-Spin™**
The unique closed impeller and the suction cover with Dura-Spin™ grooves work together sweeping abrasive particles away from the impeller neck.
- E Spin-Out™**
This patented design protects the outer seal and extends service life by expelling abrasive particles from the seal.
- F PolyLife™ coated wear parts**
Wear-resistant polylife coating on certain wear parts. (Nitrile rubber available as option)
- G Hard-Iron™**
Specially designed Hard-Iron™ impeller (60 HRC) and suction cover reduces wear and increases uptime.
- H Open Impeller alternative**
The open impeller with its back-swept vanes effectively prevents string solids from obstructing the pump and increases uptime.



Dura-Spin™

With an open impeller, wear will increase the clearance between the impeller vanes and the suction cover, resulting in a loss of performance. With Dura-Spin, the unique closed impeller (1) and suction cover with grooves (2) work together sweeping abrasive particles away from the impeller neck. (3) This makes the hydraulics at least three times more wear resistant than pumps with open impellers. With the single impeller-adjustment screw you can easily restore pump performance.



Last pump standing

You need your pump to keep pumping; in all environments and in all situations. We know what you need and here are some features that experience tells us you're going to like.

- I Wide base and low discharge**
More stability with less risk of the pump tipping over.
- J Sealed off terminal board**
To protect the pump from consequential damage.
- K Strainer bottom with shock absorbers**
Rubber shock absorbers provide impact protection. Strainer holes prevent obstruction due to large debris while the strainer bottom offers an easy-to-grip design with less risk of a drop.
- L Adjustable handle**
Change height to suit lifting device.
- M Protected cable entry**
Less risk of cable damage when handling the pump.
- N Flygt SUBCAB®**
Superior mechanical strength for dependable long-term sealing in the cable entry.

Service with a smile

You want to spend as little time servicing your pumps as possible. Thanks to easy impeller adjustment and few parts, the Flygt BIBO series brings a high level of simplicity to service. Once you know one pump in the series you'll know them all.

- O Single impeller-adjustment screw**
Fast and easy impeller-adjustment restores clearances to near-original condition, thereby increasing pump performance.
- P Plug-in™ seal with aluminum housing**
The unique aluminum one-piece Plug-in™ seal provides a perfect fit and fast, simple replacement. It features Active Seal™ for zero leakage into the stator housing and uses superior quality seal ring materials.
- Q Inspection cover**
No need to loosen the top from the stator with fast access to the junction box.
- R External inspection and oil plugs**
Quick service check, less downtime, no unnecessary disassembly.



Air valve



External inspection



Spin-Out™



Aluminium Plug-In™ Seal

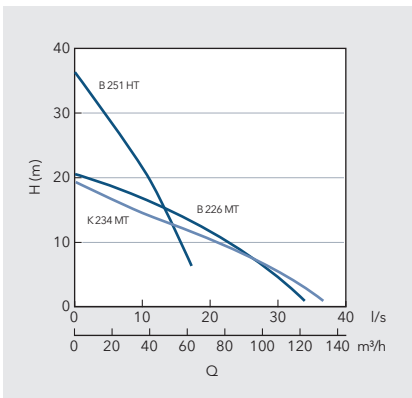


Single adjustment screw

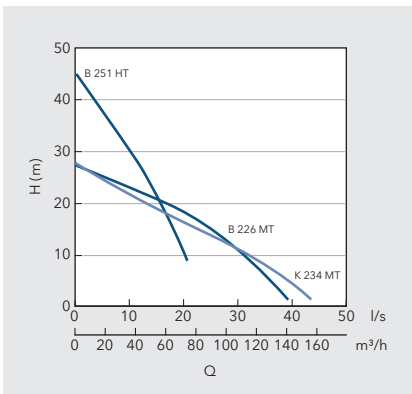
The toughest pumps that ever were

Flygt BIBO pumps cover medium, high, and super-high pressures to handle almost any application.

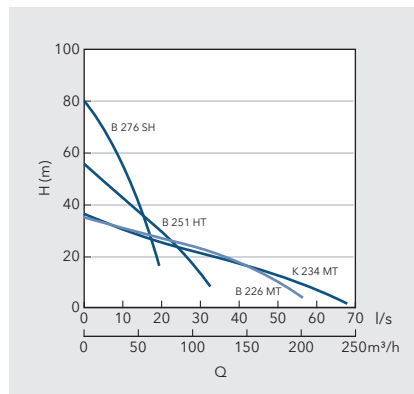
2830.180



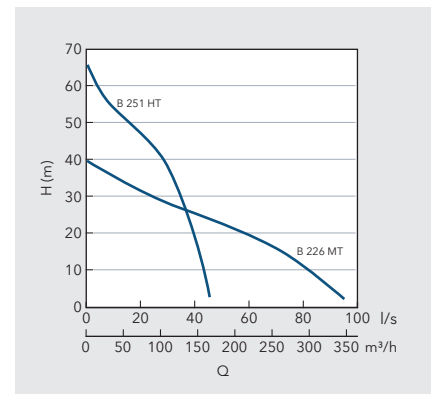
2840.180



2860.180



2870.180



SH=Super high head HT=High head MT=Medium head B=Wear resistant impeller K=Open impeller

Power ratings and sizes

Model	2830	2840	2860	2860 SH	2870
Rating (kW)	3,7	5,6	10	10	18
Rated current A at 230V* 3~	13	19	33	33	56
Rated current A at 400V* 3~	7	11	19	19	32
Rated current A at 500V* 3~	6	9	15	15	26
Weight (kg)	54	56	91	106	154
Height (mm)	762	762	889	975	991
Width (mm)	367	367	425	425	500
Discharge Ø in	3"/4"	3"/4"	4"/6"	3"	4"/6"
Strainer holes (mm)	10	10	10	10	12
Warm liquid, 70 °C	YES	YES	YES	YES	YES

* Approximate current. Additional voltage available on request.
Find more information in the product data sheet.

Enhancing performance and versatility

Enhance the performance of Flygt BIBO pumps by selecting options and accessories specially designed to simplify pump installation and operation:

Flygt BIBO 2800 series	2830	2840	2860	2870
Closed impeller Dura spin™, Hard-Iron™	●	●	●	●
Open Impeller, Hard-Iron™	●	●	●	
Super high head version Dura spin™			●	
Nitrile rubber coated seal house cover	●	●	●	●
Nitrile rubber coated diffuser	○	○	○	○
Poly-life™, Polyurethane coated diffuser	●	●	●	●
SUBCAB® submersible cables	●	●	●	●
SUBCAB® screened submersible cables	○	○	○	○
Zink anode protection	○	○	○	○
Warm liquid version 70 degrees	○	○	○	○
Tandem connection	○	○	○	○
Level regulator in pump top	○	○	○	○
Level regulator external	○	○	○	○
Softstarter			○	○
Starters manual/automatic	○	○	○	○
Flygt pump raft™	○	○	○	○
FPC 100™ pump control	○	○	○	○
PIM™ pump integrated memory	○	○	○	○

● = Standard ○ = Optional

Flygt Softstarter

The built in Flygt Softstarter is a reliable and cost-effective alternative to an external Y/D starter. The start current and the current peak are reduced and the mechanical stress on the pump will be less compared to a DOL start.

In addition, the Softstarter has:

- Phase sequence guard that ensures correct rotation of the impeller.
- Detection of phase absence at start, which prevents single-phasing and resulting stator damage.



With no moving parts, the Flygt Softstarter is a robust solution that will protect the pump and lower your maintenance costs.



Your task. Our force.


Whatever the dewatering challenge we have the solution for you. Sludge, slurry, big pumps, small pumps, electrical or diesel driven, corrosive abrasive particles or high pH levels, we have the pump that matches your requirements with a reliability and performance second to none. From the legendary Flygt Bibo to the lightweight Ready, the sturdy Flygt 5000 to the independently-powered Godwin there is no other company that covers the full spectrum of dewatering needs like Xylem. We've got your back!

Xylem TotalCare

Xylem TotalCare is a comprehensive, integrated portfolio of services designed to ensure that your water and wastewater equipment keeps running at its best. Our team of knowledgeable and highly skilled technicians are experts in drainage and slurry applications. We take pride in our ability to help customers overcome challenges and optimize operations by providing the right solution every time.

Our service network spans 150 countries and chances are we have a workshop close to your operations that can support you with application engineering, maintenance, pump repair, spare parts, turnkey project management, and more. We look forward to hearing from you.

Find out more about TotalCare services at xylem.com/totalcare



About Xylem

Xylem (NYSE: XYL) is a leading global water technology provider, enabling customers to transport, treat, test and efficiently use water in public utility, residential and commercial building services, industrial and agricultural settings. The company does business in more than 150 countries through a number of market-leading product brands, and its people bring broad applications expertise with a strong focus on finding local solutions to the world's most challenging water and wastewater problems. Xylem is headquartered in White Plains, N.Y., with 2012 annual revenues of \$3.8 billion and 12,500 employees worldwide. In 2012, Xylem was named to the Dow Jones Sustainability World Index for advancing sustainable business practices and solutions worldwide.

The name Xylem is derived from classical Greek and is the tissue that transports water in plants, highlighting the engineering efficiency of our water-centric business by linking it with the best water transportation of all - that which occurs in nature. For more information, please visit us at www.xylem.com



Flygt is a brand of Xylem. For the latest version of this document and more information about Flygt products visit www.flygt.com