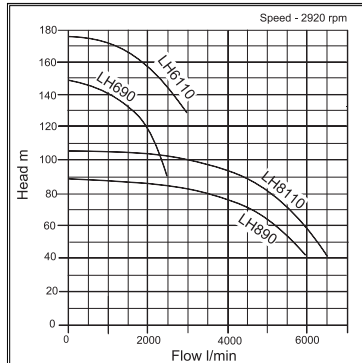
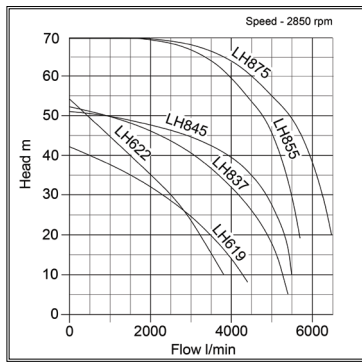
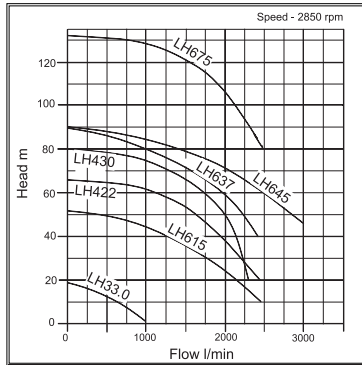




LH

HIGH HEAD

- Mines & quarries
- Construction
- Hire fleets
- Tunnelling
- Deep excavations



LH622

item code	model	Manual or Auto	outlet (BSPM/flange)	kW	volt	flow (l/min)	head (mtrs)	max. water depth (mtrs)	free passage (mm)	dia x h (mm)	dry weight (kgs)	Price (£)	code
10-10-1182	LH33.0	M	3"	3	400	1000	18	30	6	Ø185x645	42	2,463.00	1
10-10-1021	LH615	M	150mm	15	400	2400	52	30	6	Ø330x1014	213	7,278.00	1
10-10-1043	LH619	M	150mm	19	400	4400	42	30	12	Ø420x1352	350	10,303.00	1
10-10-1112	LH422	M	100mm	22	400	2400	66	30	6	Ø420x1352	350	9,937.00	1
10-10-1155	LH622	M	150mm	22	400	3800	54	30	12	Ø420x1352	360	10,004.00	1
10-10-1076	LH430	M	100mm	30	400	2300	80	30	6	Ø420x1352	355	P.O.A	1
10-10-1174	LH637	M	150mm	37	400	2375	90	30	6	Ø530x1448	495	P.O.A	1
10-10-1123	LH837	M	200mm	37	400	5400	52	30	20	Ø530x1488	495	P.O.A	1
10-10-1151	LH645	M	150mm	45	400	3000	90	30	6	Ø530x1448	510	P.O.A	1
10-10-1061	LH845	M	200mm	45	400	5500	52	30	20	Ø530x1488	510	P.O.A	1
10-10-1180	LH855	M	200mm	55	400	5670	70	30	20	Ø550x1716	820	P.O.A	1
10-10-1180	LH675	M	150mm	75	400	2440	132	30	6	Ø550x1676	865	P.O.A	1
10-10-1011	LH875	M	200mm	75	400	6500	70	30	20	Ø550x1716	865	P.O.A	1
10-10-1140	LH690	M	150mm	90	400	2455	149	30	6	Ø595x1787	1100	P.O.A	1
10-10-1103	LH890	M	200mm	90	400	6000	89	30	20	Ø595x1787	1150	P.O.A	1
10-10-1106	LH6110	M	150mm	110	400	2960	178	30	6	Ø595x1787	1200	P.O.A	1
10-10-1197	LH8110	M	200mm	110	400	6460	106	30	20	Ø595x1787	1250	P.O.A	1